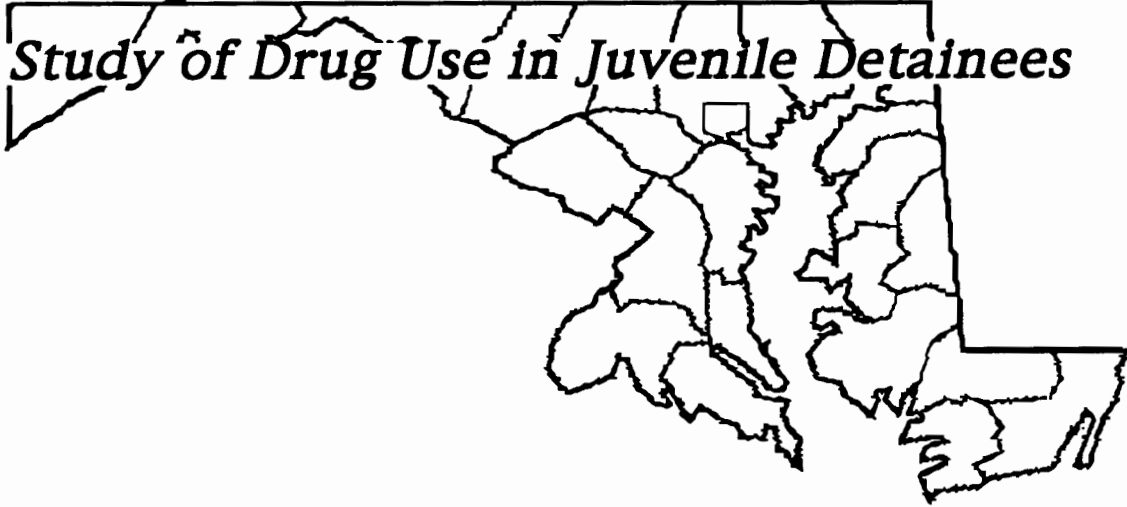


# ***Maryland Youth at Risk:***

***A Study of Drug Use in Juvenile Detainees***



## **Study 2**

**Alfred D. Noyes Children's Center  
Rockville, Maryland  
August 1994**

**Prepared by  
Eric D. Wish, Thomas A. Gray and  
Holly A. Zimberoff**

**Center for Substance Abuse Research (CESAR)  
University of Maryland at College Park  
4321 Hartwick Road, Suite 501  
College Park, MD 20740  
301-403-8329**

## INTRODUCTION

In conjunction with the Department of Juvenile Services (DJS) and with funding from Governor Schaefer's Drug and Alcohol Abuse Commission (GDAAC), the Center for Substance Abuse Research (CESAR) developed and implemented a pilot data collection program at the Alfred D. Noyes Children's Center in Rockville, Maryland.<sup>1</sup> The goal was to estimate the level of substance abuse in juvenile males admitted to Noyes based on self-reported information and urine test results. The study methodology was modeled after that used by the national Drug Use Forecasting (DUF) program operated by the National Institute of Justice and was similar to that followed in a CESAR study of youths detained at the Thomas J. S. Waxter Children's Center in Laurel, Maryland.<sup>2</sup> This paper presents results for the 105 male juveniles who provided a valid interview and urine specimen during the pilot study.

---

<sup>1</sup> We are greatly indebted to the Department of Juvenile Services, the staff at Noyes Children's Center, and the youths who participated in this study.

<sup>2</sup> See T. A. Gray and E. D. Wish, *Maryland Youth at Risk: A Study of Drug Use in Juvenile Detainees. Study I*. Thomas J. S. Waxter Children's Center, Laurel, Maryland. February 1993. Available from CESAR.

## METHOD

- **Three significant departures from national DUF program protocol: Data are collected by facility staff rather than external research staff, an abbreviated DUF interview is used (see Appendix A), and urine specimens are tested for alcohol as well as drugs.**
- **Trained DJS facility staff (mainly nursing staff and an addictions counselor) collect voluntary and anonymous urine specimens and interviews from all incoming male and female juvenile admissions, excluding transfers from other DJS facilities.**
- **Urine specimens are analyzed by the laboratory used by the national DUF program using immunoassay tests for alcohol, THC (marijuana), cocaine, opiates, methadone, methaqualone, benzodiazepines, propoxyphene, amphetamines, PCP, and barbiturates. Positive amphetamine results are confirmed by gas chromatography.**
- **The pilot study began June 1, 1993 and concluded August 20, 1993. This report describes the 105 male youths who were interviewed and provided a testable urine specimen.\***
- **Section I of this report presents the results for male detainees at Noyes. Section II compares detainees from Noyes with those from the Waxter facility.**

**\*Six female participants were excluded from the analyses because of their small number.**

**SECTION I**  
**RESULTS FOR DETAINEES AT NOYES**  
**CHILDREN'S CENTER**

## **RESPONSE RATES**

- **All youths, excluding transfers from other detention facilities, were eligible to participate. Ninety-eight percent of the 107 male youths approached agreed to be interviewed.**
- **100% of the 105 interviewees provided a voluntary and anonymous urine specimen.**
- **All of the youths were off the street 48 hours or less prior to interview, 88% for 24 hours or less.**

**CHARACTERISTICS OF THE 105  
INTERVIEWED AND TESTED YOUTHS**  
(see Table 1)

- **The majority of the youths (71%) were 16 or older.**
- **49% were African-Americans, and 43% were white.**
- **A majority of the youths resided in Montgomery County (50%) or Washington County (16%).**
- **70% were attending school prior to admission.**
- **15% lived with both parents, 67% lived with one natural parent.**

**TABLE 1**  
**CHARACTERISTICS OF SAMPLE**

(N=105\*interviewed and tested male youths)

<u>Characteristic</u>	<u>%</u>
<b>Age</b>	
<13	3
13	2
14	9
15	15
16	32
17+	39
	> 71%
	<hr/> 100%
<b>Ethnicity</b>	
African-American	49
White	43
Hispanic	3
Other	5
	<hr/> 100%
<b>County Of Residence</b>	
Allegany	5
Baltimore City	8
Baltimore County	<1
Carroll	<1
Frederick	8
Montgomery	50
Prince George's	4
Washington	16
Out of State/D.C.	8
	<hr/> 100%
<b>Education</b>	
In School Now	70
Dropped Out	13
Expelled	10
Graduated	3
Suspended	2
Other	2
	<hr/> 100%
<b>Lives With</b>	
Mother and Father	15
1 Natural Parent	67
Grandparent	8
Other**	10
	<hr/> 100%

\* Sample size may vary slightly because of missing information.

\*\*Steparent, friend, sibling, or some other relative.

## **CRIMINAL JUSTICE CHARACTERISTICS**

(see Table 2)

- **76% of the youths were court-ordered detentions. The remainder were youths held under emergency detention.**
- **The most frequent charge was for property offenses (38%), followed by offenses against persons (19%).**
- **13% were charged with sale or possession of drugs.**



**TABLE 2**  
**CRIMINAL JUSTICE CHARACTERISTICS**

(N=105\*interviewed and tested male youths)

<u>Characteristic</u>	<u>%</u>
<b><u>Admission</u></b>	
Court Ordered	76
Emergency Detention	<u>24</u>
	100%
<b><u>Charge at Arrest**</u></b>	
Property Offense	38
Person Offense	19
Drug Offense	13
Sex Offense	7
Warrant (FTA)	7
Probation Violation	6
Other	<u>10</u>
	100%

\*Sample size may vary slightly due to missing data.

\*\* Charge groupings:

Property: arson, burglary, vandalism, theft, auto theft

Person: assault, homicide, robbery

Drug: sales, possession

Sex offense: rape, sexual assault

Other: obstruction-resisting, traffic, "tampering," forgery/fraud, trespassing, disorderly conduct.

## **SELF-REPORTED DRUG HISTORY**

(see Table 3)

- **82% of the youths reported ever using alcohol; over one half (54%) had used marijuana.**
- **20% reported ever using LSD.**
- **Alcohol and marijuana were the drugs most likely to have been used in the prior month.**
- **12% reported using alcohol and 11% reported using marijuana in the three days prior to interview.**
- **5% said they were now dependent on alcohol.**
- **18% had already received drug or alcohol treatment.**

**TABLE 3**  
**SELF-REPORTED DRUG USE AND DEPENDENCE**

(N=105 interviewed and tested male youths)

<u>Percentage</u>	<u>%</u>
<b><u>Ever Tried</u></b>	
Alcohol	82
Marijuana	54
Inhalants	9
LSD	20
PCP	9
Cocaine	5
Heroin	3
<b><u>Used in Past Month</u></b>	
Alcohol	38
Marijuana	30
LSD	8
Inhalants	3
PCP	3
Cocaine	2
Heroin	2
<b><u>Used in Past 3 Days</u></b>	
Alcohol	12
Marijuana	11
LSD	3
Heroin	2
Glue/Inhalants	<1
Cocaine	<1
Amphetamines	<1
<b><u>Now Dependent</u></b>	
Alcohol	5
Marijuana	3
LSD	2
Cocaine	<1
Heroin	<1
Inhalants	<1
PCP	<1
<b>Ever Received Treatment</b>	<b>18</b>

## **URINE TEST RESULTS**

(see Table 4)

- **24% of the youths tested positive for any drug.**
- **The most frequently detected drug was marijuana (19%, at 100ng/ml), followed by cocaine (6%).**
- **Using a lower urinalysis cutoff for marijuana, 20ng/ml, marijuana positives increased to 31%.**

**TABLE 4**  
**URINE TEST RESULTS**  
(N=105\* interviewed and tested male youths)

<b><u>Positive For</u></b>	<b><u>%</u></b>
Marijuana (at 100ng/ml)	19
Cocaine	6
PCP	3
Opiates	<1
Amphetamines	<1
Alcohol	0
Any Drug (with marijuana at 100ng/ml)	 24
Marijuana (100ng/ml)	19
Marijuana (50ng/ml)	21
Marijuana (20ng/nl)	31

\* Sample size may vary slightly due to missing information.

## **SELF-REPORT VS. URINALYSIS**

(see Table 5)

- **45% of the youths who tested positive for marijuana at the 100ng/ml level indicated using the drug 3 days prior to the interview, 65% reported using the drug in the past month.**
- **None of the youths who tested positive for cocaine or opiates reported ever using those drugs.**
- **These findings are consistent with those from the national DUF program, which show gross underreporting of recent use of illicit drugs by adults and juveniles detained by the criminal justice system.**

**TABLE 5**  
**PERCENTAGE OF DRUG-POSITIVE YOUTHS WHO REPORTED**  
**RECENT USE OF THE DRUG**

<u>Self-Reported Use</u>	<u>Youths Positive For</u>		
	<b>Marijuana, 100ng/ml (N=20)</b>	<b>Cocaine (N=6)</b>	<b>Opiates (N=1)</b>
<b>Past 3 Days</b>	<b>45%</b>	<b>0</b>	<b>0</b>
<b>Past Month</b>	<b>65%</b>	<b>0</b>	<b>0</b>

## **CORRELATES OF DRUG USE**

**(see Table 6)**

- **Youths charged with sale or possession of drugs were most likely (54%) to test positive for a drug.**
- **21% of youths charged with crimes against persons tested positive.**
- **Drug use increased with age. By age 16 almost one quarter tested positive for a drug. (Figure 1)**



**TABLE 6**  
**PERCENTAGE POSITIVE FOR ANY DRUG,\* BY CHARGE AT**  
**ARREST**

(N=99\*\* interviewed and tested male youths)

<u>Charge*** (N)</u>	<u>% Positive</u>
Drug Offense(13)	54
Warrant (7)	43
Person Offense (19)	21
Property Offense (38)	18
Sex Offense (7)	0
Other (15)	13
<b>TOTAL (99)</b>	<b>21</b>

\* Marijuana tested at 100ng/ml.

\*\*Charge information was missing for six youths.

\*\*\* Charge groupings:

Drug: sales, possession

Person: assault, homicide, robbery

Property: arson, burglary, vandalism, theft, auto theft

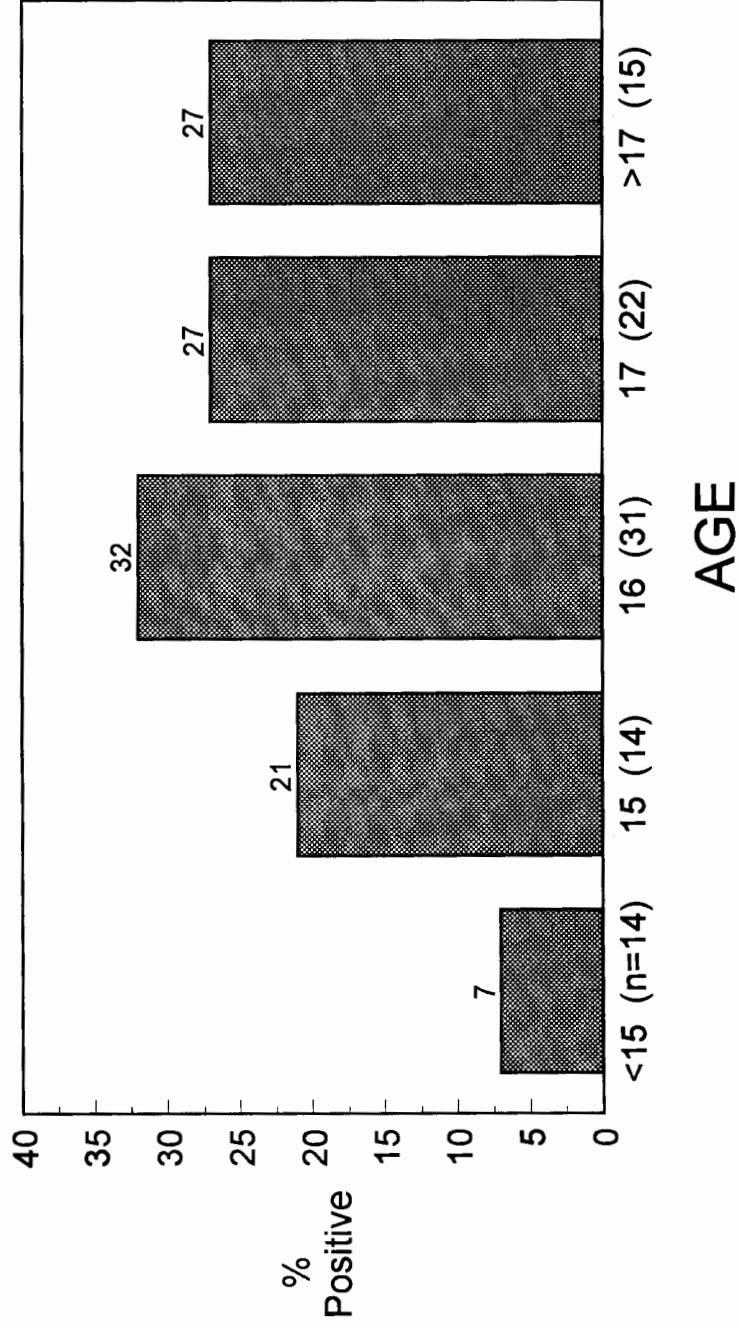
Sex offense: rape, sexual assault

Other: obstruction-resisting, traffic, "tampering," forgery/fraud, trespassing, disorderly conduct.

Figure 1

### Percentage of Males Positive for Any Drug, by Age

(N=96 interviewed and tested male youths at Noyes)



NOTES: Drugs tested for were alcohol, opiates, cocaine, propoxyphene, THC (marijuana), methadone, methaqualone, benzodiazepines, amphetamines, PCP, and barbiturates. Data were missing for nine youths.

# CONCLUSIONS/RECOMMENDATIONS

## Section I: Noyes Results

- **Youths at Noyes are ethnically diverse and come primarily from Montgomery and Washington counties. The majority (70%) were currently in school and lived with one natural parent (67%).**
- **The majority of youths reported ever using alcohol or marijuana, and a significant proportion (20%) had used LSD. Eighteen percent reported prior drug or alcohol treatment.**
- **Almost one quarter tested positive for a drug (24%), primarily marijuana or cocaine. If marijuana is tested for at a lower cutoff level, the percentage testing positive for marijuana increases from 19% to 31%.**
- **Only about one half (45%) of the youths who tested positive for marijuana reported using the drug in the past three days. None of the persons positive for cocaine or opiates reported recent use of these drugs.**
- **More than one half (54%) of the youths charged with sale or possession of drugs tested positive for any drug.**
- **Because urine tests detect only very recent drug use, these statistics greatly underestimate drug use in this population.**
- **The considerable underreporting by these youths of their recent drug use suggests that drug testing may be useful to identify youths in need of treatment and prevention services.**

**SECTION II**  
**COMPARISON OF MALE YOUTHS**  
**AT WAXTER AND AT NOYES**

## **SAMPLE CHARACTERISTICS**

- **Response rates at Noyes and Waxter were about 95%.**
- **Noyes detainees were older than detainees at Waxter -- 39% of Noyes youths were 17 or older compared with 6% of Waxter detainees.\* (Table 7)**
- **While most (77%) Waxter youths were African-American, about one half (49%) of Noyes youths were African-American. (Table 7)**
- **Most Waxter youths (81%) came from Baltimore City. Noyes youths came primarily from the suburbs. (Table 7)**
- **Noyes youths were largely detained after court appearance, while the younger Waxter youths tended to be sent as emergency detentions. (Table 8)**
- **Charge distributions for the two groups were similar, but a slightly higher percentage of Waxter youths were charged with drug offenses. (Table 8)**

**\*Waxter generally limits male admissions to youths less than 17 years of age.**

**TABLE 7**  
**SAMPLE CHARACTERISTICS**  
**Waxter and Noyes Male Detainees**

<u>Characteristic</u>	Waxter (N=175) <u>%</u>	Noyes (N=105) <u>%</u>
<b>Age</b>		
<14	11	5
14	17	9
15	32	15
16	34	32
17	5	23
18-20	<u>&lt;1</u> > 6%	<u>16</u> > 39%
	100%	100%
<b>Ethnicity</b>		
African-American	77	49
White	19	43
Hispanic	2	3
Other	<u>2</u>	<u>5</u>
	100%	100%
<b>County Of Residence</b>		
Allegany	0	5
Anne Arundel	9	0
Baltimore City	81	8
Baltimore County	5	<1
Calvert	<1	0
Carroll	0	<1
Frederick	0	8
Howard	2	0
Montgomery	0	50
Prince George's	1	4
Washington	0	16
D.C.	1	5
Out of State	<u>1</u>	<u>3</u>
	100%	100%

**TABLE 8  
CRIMINAL JUSTICE CHARACTERISTICS**

<u>Characteristic</u>	<u>Waxter (N=175) %</u>	<u>Noyes (N=105) %</u>
<b><u>Admission</u></b>		
Emergency Detention	68	24
Court Ordered	<u>32</u>	<u>76</u>
	100 %	100 %
<b><u>Charge at Arrest*</u></b>		
Property Offense	38	38
Person Offense	17	19
Drug Offense	24	13
Weapons (Possession)	4	0
Public Peace	2	0
Sex Offense	5	7
Warrant (FTA)	4	7
Other	<u>6</u>	<u>16</u>
	100 %	100 %

**\* Charge groupings:**

Property: arson, burglary, vandalism, theft, auto theft

Person: assault, homicide, robbery

Drug: sale, possession

Public peace: trespassing, disorderly conduct

Sex offense: rape, sexual assault

Other: violation of probation/parole, fraud/forgery, traffic, obstruction-resisting, and tampering.

**TABLE 9**  
**SELF-REPORTED DRUG USE AND DEPENDENCE**

<u>Drug Use</u>	Waxter (N=175) <u>%</u>	Noyes (N=105) <u>%</u>
<b><u>Ever Tried</u></b>		
Alcohol	53**	82**
Marijuana	28**	54**
Inhalants	7	9
LSD	5**	20**
PCP	2	9
Cocaine	2	5
Heroin	<1	3
<b><u>Used in Past Month</u></b>		
Alcohol	26	38
Marijuana	18	30
Inhalants	1	3
Cocaine	<1	2
Heroin	0	2
LSD	0	8
PCP	0	3
<b><u>Used in Past 3 Days</u></b>		
Alcohol	5	12
Marijuana	6	11
LSD	0	3
Heroin	0	2
Glue/Inhalants	0	<1
Cocaine	0	<1
PCP	0	<1
<b><u>Now Dependent</u></b>		
Alcohol	13*	5*
Marijuana	9	3
Cocaine	1	<1
Heroin	0	<1
Inhalants	1	<1
LSD	2	2
PCP	1	<1
<b><u>Ever Received Treatment</u></b>		
	6*	18*

\*P < .05

\*\*P < .01



**TABLE 10  
URINE TEST RESULTS**

<b><u>Positive For</u></b>	<b>Waxter (N=175) <u>%</u></b>	<b>Noyes (N=105) <u>%</u></b>
<b>Marijuana (100ng/ml)</b>	<b>8*</b>	<b>19*</b>
<b>Cocaine</b>	<b>9</b>	<b>6</b>
<b>Opiates</b>	<b>&lt;1</b>	<b>1</b>
<b>Alcohol</b>	<b>&lt;1</b>	<b>0</b>
<b>PCP</b>	<b>0</b>	<b>3</b>
<b>Amphetamines</b>	<b>0</b>	<b>1</b>
<b>Any Drug (with marijuana at 100ng/ml)</b>	<b>17</b>	<b>24</b>

**\*P < .05**

**TABLE 11**  
**PERCENT POSITIVE FOR ANY DRUG, BY CHARGE AT ARREST**  
**(includes marijuana at 100ng/ml cutoff level)**

<b>Charge</b>	<b>Waxter</b>		<b>Noyes</b>	
	<b>(N=170)</b>		<b>(N=99)</b>	
	<b>(N)</b>	<b>%</b>	<b>(N)</b>	<b>%</b>
<b>Drug Offense</b>	<b>(41)</b>	<b>44</b>	<b>(13)</b>	<b>54</b>
<b>Person Offense</b>	<b>(29)</b>	<b>10</b>	<b>(19)</b>	<b>21</b>
<b>Property Offense</b>	<b>(65)</b>	<b>6</b>	<b>(38)</b>	<b>18</b>
<b>Other*</b>	<b>(35)</b>	<b>11</b>	<b>(29)</b>	<b>17</b>

**\*Other:** violation of probation/parole, fraud/forgery, sex offenses, failure to appear, traffic offenses, weapons, and peace offenses.

## **DRUG USE**

(continued)

- **In both institutions about two thirds of the youths who tested positive for marijuana (at 100ng/ml) reported using the drug in the past month. (Table 12)**
- **None of the youths who tested positive for cocaine or opiates admitted recent use of these drugs. (Table 12)**
- **In both institutions the probability of testing positive for any drug increased with age. (Figure 2)**
- **The estimates of marijuana use increased considerably if youths were tested at a 20 ng/ml cutoff. (Figure 3)**

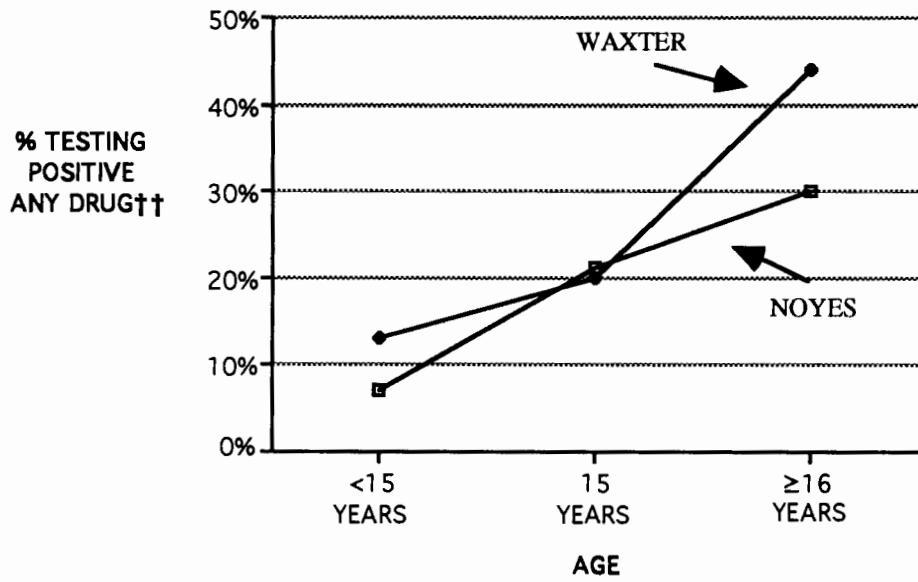
**TABLE 12**  
**PERCENTAGE OF DRUG-POSITIVE YOUTHS WHO**  
**REPORTED RECENT USE OF THE DRUG**

<u>Self-Reported</u> <u>Use</u>	<u>Youths Positive For</u>					
	<u>Marijuana</u> <u>(100ng/ml)</u>		<u>Cocaine</u>		<u>Opiates</u>	
	<u>Waxter</u> <u>(N=14)</u>	<u>Noyes</u> <u>(N=20)</u>	<u>Waxter</u> <u>(N=15)</u>	<u>Noyes</u> <u>(N=6)</u>	<u>Waxter</u> <u>(N=1)</u>	<u>Noyes</u> <u>(N=1)</u>
<b>Past 3 Days</b>	<b>21%</b>	<b>45%</b>	<b>0</b>	<b>0</b>	<b>0</b>	<b>0</b>
<b>Past Month</b>	<b>64%</b>	<b>65%</b>	<b>0</b>	<b>0</b>	<b>0</b>	<b>0</b>

Figure 2

**Percentage of Male Juvenile Detainees<sup>†</sup> Testing Positive for At Least One Drug, by Age and Detention Facility**

(N = 175 male youths tested at Waxter in 1992 and 96 male youths tested at Noyes in 1993)



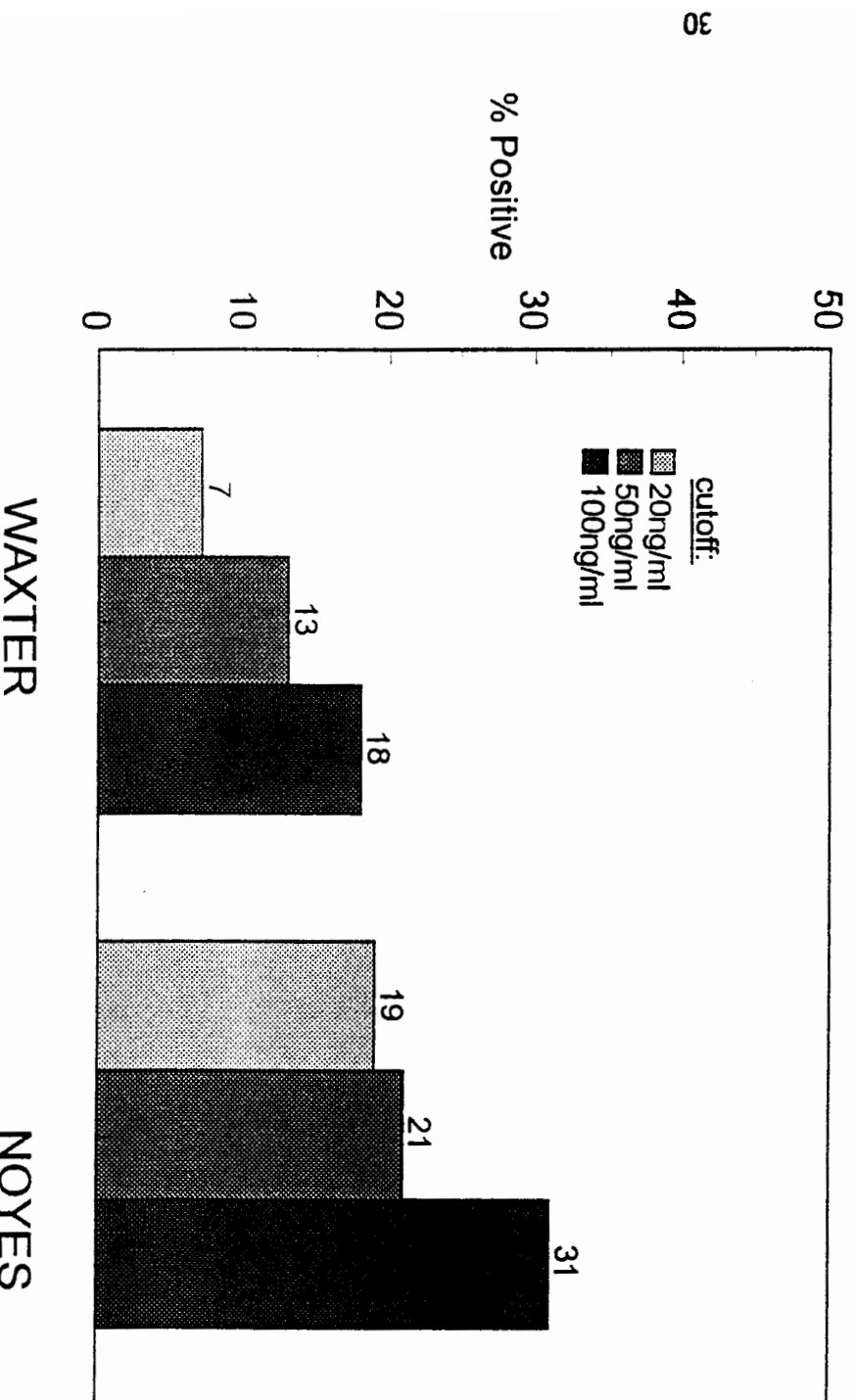
<sup>†</sup> The sample size for each age/detention facility category is greater than 13 for all except those 16 or older at Waxter (N = 9). Data were missing for nine youths.

<sup>††</sup> Drugs tested for by urinalysis are alcohol, marijuana (at 100 ng/ml), cocaine, opiates, PCP, amphetamines, methadone, barbiturates, benzodiazepines, propoxyphene, and methaqualone.

Figure 3

### Percentage of Youths Testing Positive for Marijuana (THC) At Three Cutoff Levels

(N=55 urine specimens from male youths at Waxter and 105 from male youths at Noyes)



## **CONCLUSIONS/RECOMMENDATIONS**

### **Section II: Comparison of Waxter and Noyes Results**

- **While Noyes youths primarily came from suburban counties, most of the Waxter youths came from Baltimore City.**
- **The Noyes youths were ethnically diverse; the Waxter youths were primarily African-American.**
- **Lifetime use of LSD and marijuana was more prevalent among the Noyes youth.**
- **Waxter youths were more likely to report current dependence on alcohol (13% vs. 5%), but Noyes youths were more likely to have ever received drug or alcohol treatment (18% vs. 6%).**
- **Noyes youths were more likely to test positive for marijuana. This may have been a function of the older population at Noyes.**
- **For both populations, youths charged with drug offenses were those most likely to test positive for drug use.**
- **While some youths admitted marijuana use, none at either facility who tested positive for cocaine or opiates admitted recent use.**
- **In both populations substantially more marijuana use was detected at the 20ng/ml cutoff level than the 100ng/ml level.**

## **CONCLUSIONS/RECOMMENDATIONS**

### **Section II: Comparison of Waxter and Noyes Results (continued)**

- **In both populations drug use increased with age; youths 16 or older were 3-4 times more likely to test positive than youths under 15.**
- **The findings from the two facilities confirm considerable drug use in the Maryland juvenile detainee population.**
- **The consistent underreporting of recent drug use by juvenile detainees suggests that drug tests might be useful for identifying drug-involved youths.**
- **The fact that many of these youths were attending school prior to detention suggests that they are accessible to school-based prevention programs. It may be useful to establish some form of post-release monitoring and prevention programs in or outside school.**



## **APPENDIX**

### **A. Interview Instruments**

**A-1 Noyes Instrument**

**A-2 Waxter Instrument**

### **B. Responses to "New Drugs on the Street" -- Noyes Responses**

# Appendix A-1 Noyes Instrument

## Maryland Juvenile DUF Interview

INFORMATION FROM RECORDS *(Complete Before Approaching Youth)*

SURVEY DATE: \_\_\_/\_\_\_/\_\_\_ SITE ID: \_\_\_ INTERVIEWER: \_\_\_ ID# \_\_\_

SEX *(circle one)*: Male-3 Female-4 YEAR OF BIRTH *(last 2 digits of year)*: \_\_\_

ETHNICITY *(circle one)*: Black-1 White-2 Hispanic-3 Other-4 \_\_\_\_\_

COUNTY OF RESIDENCE *(circle one)*: Baltimore City-3 Baltimore County-4 Anne Arun-2  
 Montgomery-16 Prince Georges-17 Howard-14 Other *(specify)*: \_\_\_\_\_

JURISDICTION *(of arrest)*: \_\_\_\_\_ CHARGE: \_\_\_\_\_

TYPE OF ADMISSION *(circle one)*: Court Order-1 Emergency Detention-2

AGREED TO INTERVIEW: No-1 Yes-2

1. How many hours has it been since you were on the street? \_\_\_
2. What is the highest grade you have completed in school? (0-12) \_\_\_
3. Do you still attend school (prior to detention)? No - 1 → (Ask Question A)  
 Yes - 2 → (Go to Question 4)

A. If NO, have you *(circle one)*:

Graduated.....1	Been Expelled....2
Been Suspended....3	Dropped Out.....4
Other <i>(specify)</i> : _____	

4. Who do you live with *(circle all that apply)*:
- |   |                    |                             |
|---|--------------------|-----------------------------|
| Mother.....1                                | Father.....2       | Brother/Sister.....3        |
| Stepparent.....10                           | Grandparent.....11 | Other relative.....4        |
| Alone.....5                                 | With Friends.....6 | Foster or Institution.....7 |
| Other than above 8 <i>(specify)</i> : _____ |                    |                             |

	When you 1st tried it, how old were you?		# of days used in past month? (NONE=00)	Do you now feel dependent on this drug?	
	<i>(circle one)</i>			<i>(circle one)</i>	
Alcohol	No	Yes	___	No	Yes
Marijuana	No	Yes	___	No	Yes
Cocaine/Crack	No	Yes	___	No	Yes
Heroin	No	Yes	___	No	Yes
Inhalants	No	Yes	___	No	Yes
LSD	No	Yes	___	No	Yes
PCP	No	Yes	___	No	Yes

5. In the last 3 days, have you used any drugs?  
 No-1 Yes-2 specify: \_\_\_\_\_

**IF RESPONDENT INDICATED NEVER USING ALCOHOL OR DRUGS, SKIP TO QUESTION 9**

7. Have you ever received treatment or detox for alcohol or drug use?  
 No - 1 *(go to Q.8)* Yes - 2

←

If YES: what type of drug were you in treatment for (e.g.: alcohol, cocaine, etc.)  
 specify: \_\_\_\_\_

8. Do you feel that you now need treatment for drug or alcohol use?  
 No - 1 *(go to Q.9)* Yes - 2

←

If YES: for what drugs *(circle all that apply)*

1 - Alcohol	3 - Crack	5 - Marijuana	7 - PCP
2 - Cocaine	4 - Heroin	6 - Amphetamines	8 - Other: _____

9. Heard of any new drugs on the street?  
 No-1 Yes-2 specify: \_\_\_\_\_

10. Urine specimen was: Not Provided-1 Provided-2 REV032993

## Appendix A-2 Waxter Instrument

### Maryland Juvenile DUF Interview

*COMPLETE SHADED AREA BEFORE APPROACHING YOUTH*

SURVEY DATE: \_\_\_/\_\_\_/\_\_\_

ID# \_\_\_\_\_ INTERVIEWER: \_\_\_\_\_

SEX (*circle one*): Male \_\_\_\_\_ Female \_\_\_\_\_

CLIENT ETHNICITY (*circle one*):  
 Black \_\_\_\_\_ White \_\_\_\_\_ Hispanic \_\_\_\_\_ Other \_\_\_\_\_

YEAR OF BIRTH (*last 2 digits of year*): \_\_\_\_\_

ZIP CODE OF RESIDENCE: \_\_\_\_\_

COUNTY (*circle one*): Balt. City \_\_\_\_\_ Balt. Co. \_\_\_\_\_ P.G.  
 Anne Ar. \_\_\_\_\_ Howard \_\_\_\_\_ Other County: \_\_\_\_\_

Out of state or D.C. (*specify*): \_\_\_\_\_

JURISDICTION: \_\_\_\_\_

(*check one*)  
 COURT ORDER \_\_\_\_\_ EMERGENCY DETENTION \_\_\_\_\_

CHARGE: \_\_\_\_\_

AGREED TO INTERVIEW: No \_\_\_\_\_ Yes \_\_\_\_\_

4. Ever received drug/alcohol treatment?

\_\_\_ No  
 \_\_\_ Yes, just drug  
 \_\_\_ Yes, just alcohol  
 \_\_\_ Yes, drug and alcohol

For what problem/drug? \_\_\_\_\_

5. Ever tried:	# Days used in past 30 days	Now dependent?	
		No	Yes
___ Alcohol	___ ___	No	Yes
___ Marijuana	___ ___	No	Yes
___ Cocaine/Crack	___ ___	No	Yes
___ Heroin	___ ___	No	Yes
___ Sniff glue/ other drugs	___ ___	No	Yes
___ LSD	___ ___	No	Yes
___ PCP	___ ___	No	Yes

1. How many hours has it been since you were on the street? \_\_\_\_\_

2. What is the highest grade you have completed? (0-12)? \_\_\_\_\_

Are you in school now? No Yes

If No: Have you...  
 \_\_\_ Graduated  
 \_\_\_ Expelled  
 \_\_\_ Suspended  
 \_\_\_ Dropped out  
 \_\_\_ Other (SPECIFY) \_\_\_\_\_

6. In the last three (3) days have you used any drugs (those mentioned above or any others)?

No Yes

Specify drugs: \_\_\_\_\_

7. Heard of any new drugs on the street?

No Yes

Specify (*use back of sheet if necessary*): \_\_\_\_\_

3. Who do you live with (*check all that apply*)

\_\_\_ Mother                      \_\_\_ Father  
 \_\_\_ Brother/Sister            \_\_\_ Grandparent  
 \_\_\_ Stepparent                \_\_\_ Institution/Foster  
 \_\_\_ Relatives                 \_\_\_ Alone  
 \_\_\_ Friends                     \_\_\_ Other \_\_\_\_\_

8. Ever injected drugs?

No Yes

Age first injected: \_\_\_\_\_

Number of times injected: \_\_\_\_\_

URINE: Provided      Not Provided      (Rev.9/16/92)

Figure 3

### Percentage of Youths Testing Positive for Marijuana (THC) At Three Cutoff Levels

(N=55 urine specimens from male youths at Waxter and 105 from male youths at Noyes)

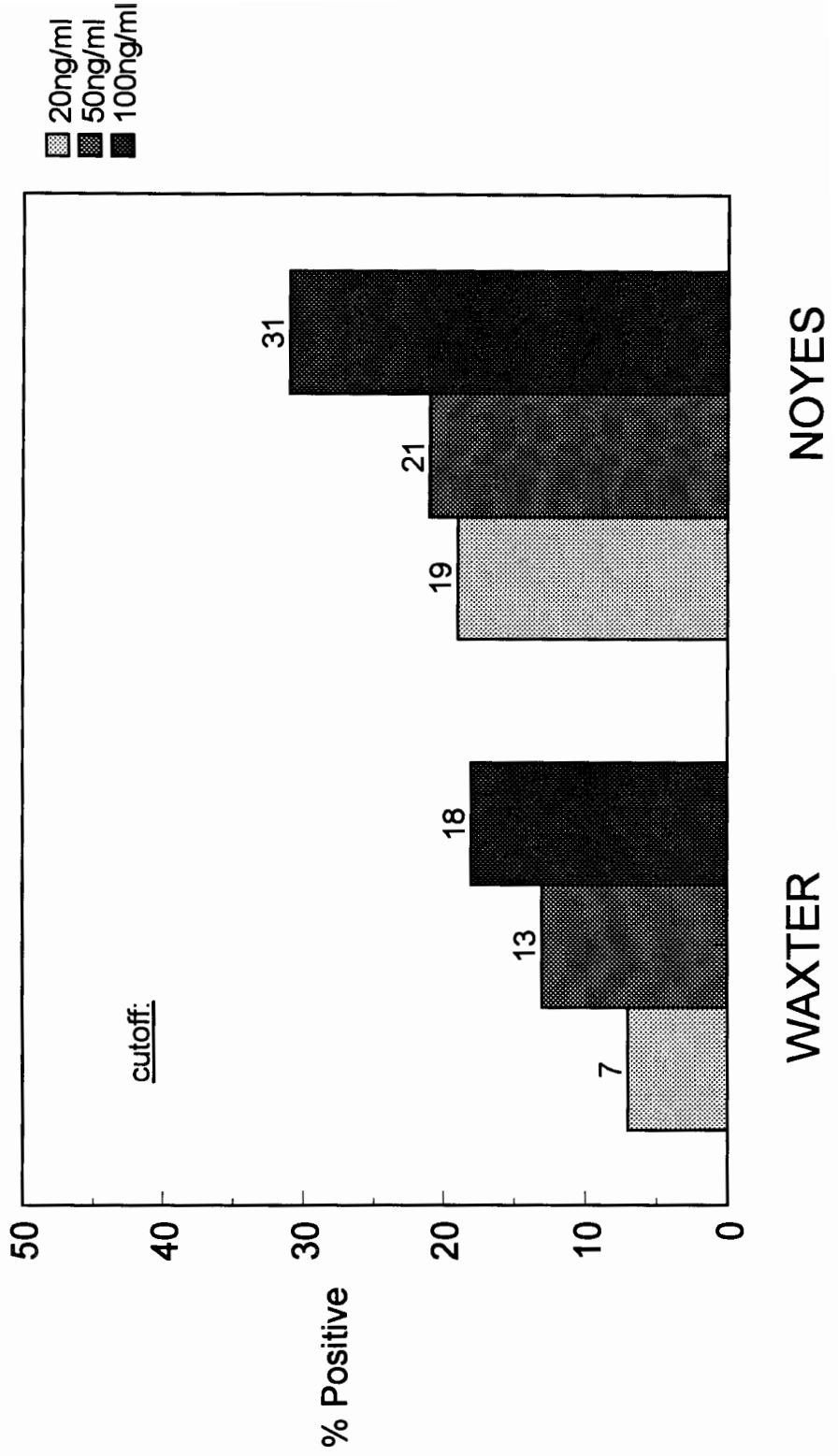
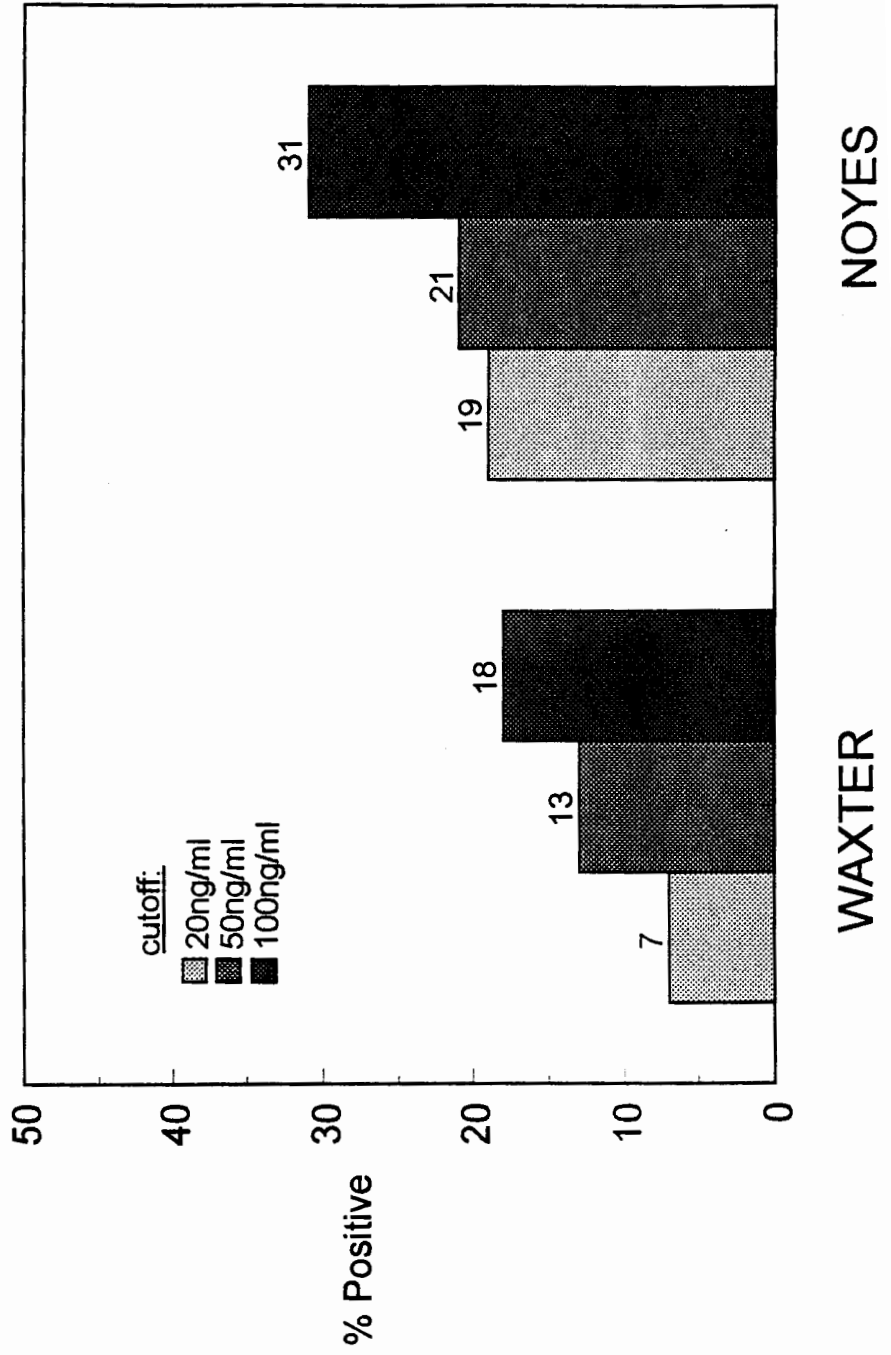


Figure 3  
**Percentage of Youths Testing Positive for Marijuana (THC)  
 At Three Cutoff Levels**

(N=55 urine specimens from male youths at Waxter and 105 from male youths at Noyes)



## Appendix A-1 Noyes Instrument

### Maryland Juvenile DUF Interview

INFORMATION FROM RECORDS *(Complete Before Approaching Youth)*

SURVEY DATE: \_\_\_/\_\_\_/\_\_\_ SITE ID: \_\_\_ INTERVIEWER: \_\_\_ ID# \_\_\_

SEX *(circle one)*: Male-3 Female-4 YEAR OF BIRTH *(last 2 dgts of year)*: \_\_\_

ETHNICITY *(circle one)*: Black-1 White-2 Hispanic-3 Other-4 \_\_\_\_\_

COUNTY OF RESIDENCE *(circle one)*: Baltimore City-3 Baltimore County-4 Anne Arun-2  
 Montgomery-16 Prince George's-17 Howard-14 Other *(specify)*: \_\_\_\_\_

JURISDICTION *(of arrest)*: \_\_\_\_\_ CHARGE: \_\_\_\_\_

TYPE OF ADMISSION *(circle one)*: Court Order-1 Emergency Detention-2

AGREED TO INTERVIEW: No-1 Yes-2

1. How many hours has it been since you were on the street? \_\_\_
  2. What is the highest grade you have completed in school? (0-12) \_\_\_
  3. Do you still attend school (prior to detention)? No - 1 → (Ask Question A)  
 Yes - 2 → (Go to Question 4)
- A. If NO, have you *(circle one)*:
- |                                |                   |
|--------------------------------|-------------------|
| Graduated.....1                | Been Expelled...2 |
| Been Suspended....3            | Dropped Out....4  |
| Other <i>(specify)</i> : _____ |                   |
4. Who do you live with *(circle all that apply)*:
 

Mother.....1	Father.....2	Brother/Sister.....3
Steparent.....10	Grandparent.....11	Other relative.....4
Alone.....5	With Friends.....6	Foster or Institution.....7
Other than above 8 <i>(specify)</i> : _____		

5. Have you ever tried?	When you 1st tried it, how old were you?	# of days used in past month? (NONE=00)	Do you now feel dependent on this drug?
<i>(circle one)</i>			<i>(circle one)</i>
Alcohol	No Yes	___	No Yes
Marijuana	No Yes	___	No Yes
Cocaine/Crack	No Yes	___	No Yes
Heroin	No Yes	___	No Yes
Inhalants	No Yes	___	No Yes
LSD	No Yes	___	No Yes
PCP	No Yes	___	No Yes

6. In the last 3 days, have you used any drugs?  
 No-1 Yes-2 specify: \_\_\_\_\_

**IF RESPONDENT INDICATED NEVER USING ALCOHOL OR DRUGS, SKIP TO QUESTION 9:**

7. Have you ever received treatment or detox for alcohol or drug use?  
 No - 1 *(go to Q.8)* Yes - 2  
 If YES: what type of drug were you in treatment for (e.g.: alcohol, cocaine, etc.)  
 specify: \_\_\_\_\_
8. Do you feel that you now need treatment for drug or alcohol use?  
 No - 1 *(go to Q.9)* Yes - 2  
 If YES: for what drugs *(circle all that apply)*  
 1 - Alcohol    3 - Crack    5 - Marijuana    7 - PCP  
 2 - Cocaine    4 - Heroin    6 - Amphetamines    8 - Other: \_\_\_\_\_

9. Heard of any new drugs on the street?  
 No-1 Yes-2 specify: \_\_\_\_\_

10. Urine specimen was: Not Provided-1 Provided-2

REV032993

## Appendix A-2 Waxter Instrument

### Maryland Juvenile DUF Interview

<p><i>COMPLETE SHADED AREA BEFORE APPROACHING YOUTH</i></p> <p>SURVEY DATE: ___/___/___</p> <p>ID# _____ INTERVIEWER: _____</p> <p>SEX (circle one): Male _____ Female _____</p> <p>CLIENT ETHNICITY (circle one)</p> <p>Black _____ White _____ Hispanic _____ Other _____</p> <p>YEAR OF BIRTH (last 2 digits of year) _____</p> <p>ZIP CODE OF RESIDENCE _____</p> <p>COUNTY (circle one) Balt. City _____ Balt. Co. _____ P.G. _____          Anne. Ar. _____ Howard _____ Other County: _____</p> <p>Out of state or D.C. (specify): _____</p> <p>JURISDICTION: _____</p> <p>(check one)          COURT ORDER _____ EMERGENCY DETENTION _____</p> <p>CHARGE: _____</p> <p>AGREED TO INTERVIEW: No _____ Yes _____</p>	<p>4. Ever received drug/alcohol treatment?</p> <p style="margin-left: 40px;"> <input type="checkbox"/> No  <input type="checkbox"/> Yes, just drug  <input type="checkbox"/> Yes, just alcohol  <input type="checkbox"/> Yes, drug and alcohol         </p> <p>For what problem/drug? _____</p>																								
<p>1. How many hours has it been since you were on the street? _____</p> <p>2. What is the highest grade you have completed? (0-12)? _____</p> <p>Are you in school now? No Yes</p> <p style="margin-left: 20px;">←</p> <p>If No: Have you...</p> <p style="margin-left: 40px;"> <input type="checkbox"/> Graduated  <input type="checkbox"/> Expelled  <input type="checkbox"/> Suspended  <input type="checkbox"/> Dropped out  <input type="checkbox"/> Other (SPECIFY) _____         </p>	<table border="1" style="width: 100%; border-collapse: collapse;"> <thead> <tr> <th style="width: 40%;">5. Ever tried:</th> <th style="width: 20%;"># Days used in past 30 days</th> <th style="width: 40%;">Now dependent?</th> </tr> </thead> <tbody> <tr> <td><input type="checkbox"/> Alcohol</td> <td style="text-align: center;">___ ___</td> <td style="text-align: center;">No Yes</td> </tr> <tr> <td><input type="checkbox"/> Marijuana</td> <td style="text-align: center;">___ ___</td> <td style="text-align: center;">No Yes</td> </tr> <tr> <td><input type="checkbox"/> Cocaine/Crack</td> <td style="text-align: center;">___ ___</td> <td style="text-align: center;">No Yes</td> </tr> <tr> <td><input type="checkbox"/> Heroin</td> <td style="text-align: center;">___ ___</td> <td style="text-align: center;">No Yes</td> </tr> <tr> <td><input type="checkbox"/> Sniff glue/ other drugs</td> <td style="text-align: center;">___ ___</td> <td style="text-align: center;">No Yes</td> </tr> <tr> <td><input type="checkbox"/> LSD</td> <td style="text-align: center;">___ ___</td> <td style="text-align: center;">No Yes</td> </tr> <tr> <td><input type="checkbox"/> PCP</td> <td style="text-align: center;">___ ___</td> <td style="text-align: center;">No Yes</td> </tr> </tbody> </table>	5. Ever tried:	# Days used in past 30 days	Now dependent?	<input type="checkbox"/> Alcohol	___ ___	No Yes	<input type="checkbox"/> Marijuana	___ ___	No Yes	<input type="checkbox"/> Cocaine/Crack	___ ___	No Yes	<input type="checkbox"/> Heroin	___ ___	No Yes	<input type="checkbox"/> Sniff glue/ other drugs	___ ___	No Yes	<input type="checkbox"/> LSD	___ ___	No Yes	<input type="checkbox"/> PCP	___ ___	No Yes
5. Ever tried:	# Days used in past 30 days	Now dependent?																							
<input type="checkbox"/> Alcohol	___ ___	No Yes																							
<input type="checkbox"/> Marijuana	___ ___	No Yes																							
<input type="checkbox"/> Cocaine/Crack	___ ___	No Yes																							
<input type="checkbox"/> Heroin	___ ___	No Yes																							
<input type="checkbox"/> Sniff glue/ other drugs	___ ___	No Yes																							
<input type="checkbox"/> LSD	___ ___	No Yes																							
<input type="checkbox"/> PCP	___ ___	No Yes																							
<p>3. Who do you live with (check all that apply)</p> <p style="margin-left: 20px;"> <input type="checkbox"/> Mother                      <input type="checkbox"/> Father  <input type="checkbox"/> Brother/Sister            <input type="checkbox"/> Grandparent  <input type="checkbox"/> Stepparent                <input type="checkbox"/> Institution/Foster  <input type="checkbox"/> Relatives                 <input type="checkbox"/> Alone  <input type="checkbox"/> Friends                    <input type="checkbox"/> Other _____         </p>	<p>6. In the last three (3) days have you used <u>any</u> drugs (those mentioned above or any others)?</p> <p style="margin-left: 40px;">No Yes</p> <p style="margin-left: 20px;">←</p> <p>Specify drugs: _____</p> <p>7. Heard of any new drugs on the street?</p> <p style="margin-left: 40px;">No Yes</p> <p style="margin-left: 20px;">←</p> <p>Specify (use back of sheet if necessary): _____</p>																								
<p>8. Ever injected drugs?</p> <p style="margin-left: 40px;">No Yes</p> <p style="margin-left: 20px;">←</p> <p>Age first injected: ___</p> <p>Number of times injected: _____</p>	<p>URINE:    Provided    Not Provided    (Rev.9/16/92)</p>																								

## **APPENDIX B**

### **"NEW DRUGS ON THE STREET" (Noyes Responses)**

- **As part of the interview, respondents are asked to identify any "new" drugs that may be available on the street and to describe what they are. The following is a listing of the "street names" of drugs, as indicated by the respondents.**

**B.D's (like weed)  
Chronic  
Indian cigarettes  
Weed  
Cess (marijuana)  
Nose candy (cocaine)  
DGS  
Ice  
China White  
Boat  
Blue Ice  
Purple Heart**